

# TECHNICAL INFORMATION

## 2K UltraElastic EXTRA-MATTE



Water-based 2-component polyurethane finish for resilient floorings. For extremely heavy wear. 2K UltraElastic closes open joints with its highly durable protective film and enables easy and efficient cleaning. Elastic, excellent chemical and abrasion resistance.




- Lap-free application
- Specially developed for renovating linoleum, PVC, CV and LVT coverings
- Reduces the cleaning effort due to reduced dirt adhesion
- Optimised joint protection safeguards the substrate
- Certified anti-slip properties as per DIN EN 16165:2021-12 for work areas

### Range of use:

Suitable for linoleum, PVC, CV coverings and LVTs with smooth or slightly structured or embossed surface. Also suitable for un-vulcanised rubber granulate floors (EPDM). Anti-slip as per DIN EN 16165:2021-12 evaluation group R10.



## Technical Data

<b>Art.-no.</b> 11043	 5 kg	 2	 96
Gloss level approx.*	11		
Solids	37 ±2%		
Viscosity DIN 4	32 ±2s		
Storage and transportation	12 months of storage stability. No hazardous material according to ADR. Store and transport between +5 to +25°C. Protect from frost. No hazardous material according to ADR.		
GISCODE 2004/42/CE	W3/DD+ EU limit value for this product (cat. A/j): 140 g/l (2010). This product contains max. 100 g/l VOC(mixture with hardener).		

\* The degree of gloss is measured at 60° on glass. It depends on the layer thickness and ambient conditions (temp., rel. humidity) during the drying process. The values are intended merely as a guide.

## Application



# TECHNICAL INFORMATION

## 2K UltraElastic EXTRA-MATTE



### Application

---

- Shake product, add hardener to base at a ratio of 10 : 1 and then shake to mix. For mixing smaller quantities, use the LOBA Mixing Container or a scale to weigh out the components. Usable up to 2 hours after mixing.
- The floor must be dry and free of any previous layers, oil, grease, wax, silicone or any other impurities. Optimum working conditions: room temperature of +15°C - +25°C, floor temperature of +15°C - +22°C, 40% - 75% relative humidity, material temperature of +18°C - +25°C. Working areas must be adequately ventilated.
- Transfer material to a LOBA varnish bucket before applying.
- Observe general and, if necessary, product-specific occupational health and safety regulations. Further information can be found in the GISCODE-related operating instructions which are available under [www.wingis-online.de](http://www.wingis-online.de).

### Thinner / Mixing

The product is ready for use and must not be reduced!

### Application tool / application rate

LOBA roller Microfaser 100-120 / approx. 60-80 ml(g)/m<sup>2</sup> = 12-16m<sup>2</sup>/l(kg) per application.

### Intermediate sanding

Able to recoat without intermediate sanding within the first 24 hours. After this time, an intermediate sanding is necessary. An intermediate sanding before the last application will improve the optical appearance of the surface. Use LOBASAND perforated pad P180 or finer, alternatively Sanding Net P180 or finer. Carefully remove dust before overcoating.

### Drying time

- Can be carefully walked on and varnished over after no less than 2 hours.
- Earliest possible intermediate sanding after 4 hours.
- Light use after 24 hours.
- Full use and covering possible after 5 days.
- The floor can be covered earlier by using LOBA Cover 400, for details see the TI for the product.
- Drying times are valid for +20°C and 50% relative humidity.

07/09/2023



# TECHNICAL INFORMATION

## 2K UltraElastic EXTRA-MATTE



### Application

---

#### Preparation:

##### **Linoleum, PVC, CV and design coverings with smooth or slightly structured or embossed surfaces:**

###### **New coverings:**

- Check with the LOBA technical department or the covering manufacturer that the covering is suitable for varnishing over.

###### **Restoration of lightly soiled coverings:**

- Thoroughly clean coverings using a single-disc machine with a green LOBASAND special pad underneath and LOBA CareRemover in a ratio of 1:4.
- Vacuum away any resulting dirt using a wet vacuum cleaner and neutralise with clean water or use a scourer-vacuum machine.
- Allow the surface to dry sufficiently before varnishing.

###### **Restoration of heavily soiled coverings:**

- Clean using a single-disc machine with a LOBA ScrubberPad underneath and LOBA CareRemover in a ratio of 1:4.
- Vacuum away any resulting dirt using a scourer-vacuum machine.
- Allow the surface to dry sufficiently before varnishing.

###### **Rubber granulate**

- Dry dust the surface.

#### Finishing:

- Ensure that any existing layers of care products are removed along with any residue in the course of preparation.
- Roll on a single layer of finish for areas subject to normal to heavy wear
- Roll on a second layer for areas subject to particularly heavy wear.

### General guidelines

---

07/09/2023



# TECHNICAL INFORMATION

## 2K UltraElastic EXTRA-MATTE



### General guidelines

---

**Cleaning of tools:** Clean tools and equipment immediately with water.

**Drying time:** The indicated drying times are valid for +20°C and 50% relative humidity, and assume careful, draught-free ventilation of the working area. Lower temperatures, higher relative humidity or poorer ventilation lead to longer drying times. Do not apply any protective coverings, wet clean the surface or lay carpet until the coating has achieved its final hardening. Product-specific data can be found in the relevant technical information.

**Interactions:** Materials such as carpet underlays, furniture legs, castors, flexible adhesives used for parquet or for fixing can lead to softening and discoloration. Material building up in the joints can adversely affect touch and appearance. Exposure to hair dyes or rubber tyres on cars, motorcycles and cycles can lead to permanent, irreversible discoloration of the surface.

The information in this document and all other advice and recommendations that we provide to help and assist the applicator are based on previous experience and relate to Spezial conditions. Because of the wide range of possible uses and conditions of application of our products, we do not relieve users from the need to carry out their own trials or to seek technical advice by speaking to the LOBA application engineering department. Observe the floor covering manufacturer's recommendations and the provisions of the current standards. Our liabilities and responsibilities are exclusively in accordance with our Terms and Conditions and are not extended by this information or by our advice. The publishing of a new technical data sheet automatically invalidates the earlier version.

07/09/2023

